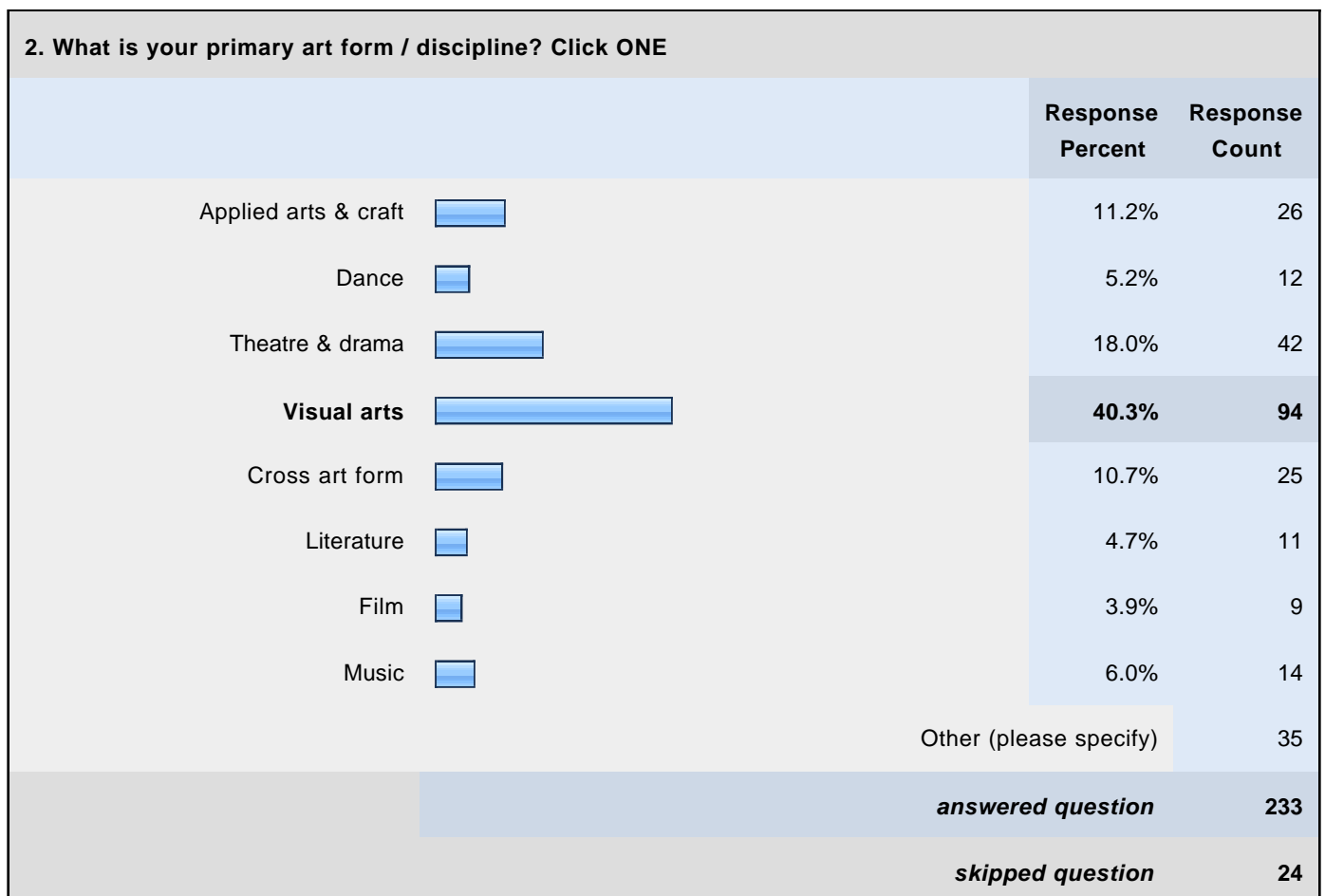
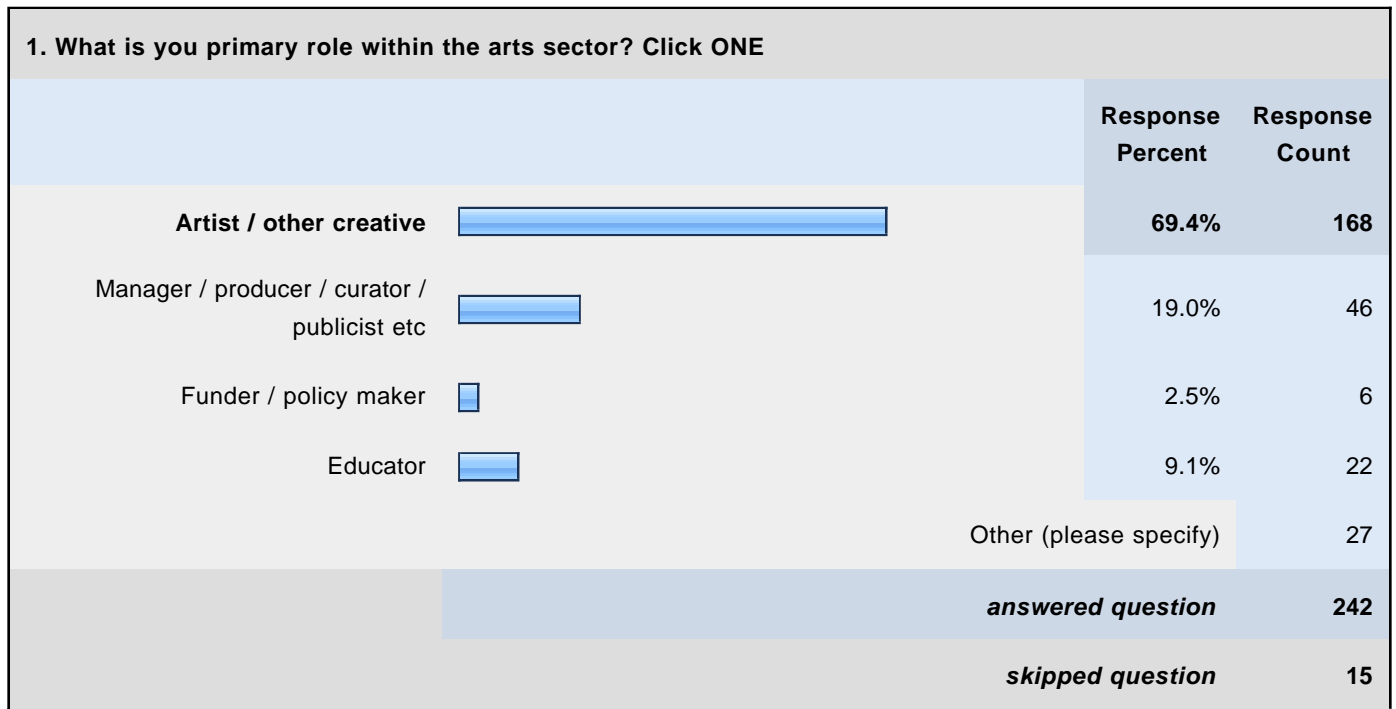
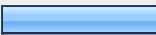







Sustainable Development And The Arts







3. What is the nature of your employment? Click ONE

	Response Percent	Response Count
Employed by organisation / venue / company 	24.9%	63
Self-employed / freelance 	52.6%	133
A combination of the above 	22.5%	57
answered question		253
skipped question		4


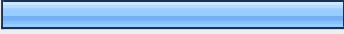


4. If you are a practicing artist, where is your work typically presented? Click all that apply

	Response Percent	Response Count
Venue / building based 	79.4%	150
Site-specific / non-building based 	30.7%	58
Online / virtual 	29.6%	56
Other (please specify)		30
answered question		189
skipped question		68





5. Where are you mainly based? Click ONE.

	Response Percent	Response Count
North Wales 	10.2%	26
South Wales 	67.8%	173
Mid Wales 	12.5%	32
West Wales 	9.4%	24
answered question		255
skipped question		2






6. How would you describe your level of understanding of sustainability? Click ONE

	Response Percent	Response Count
Excellent 	17.4%	43
Good 	55.5%	137
Fair 	23.5%	58
Poor 	3.6%	9
answered question		247
skipped question		10

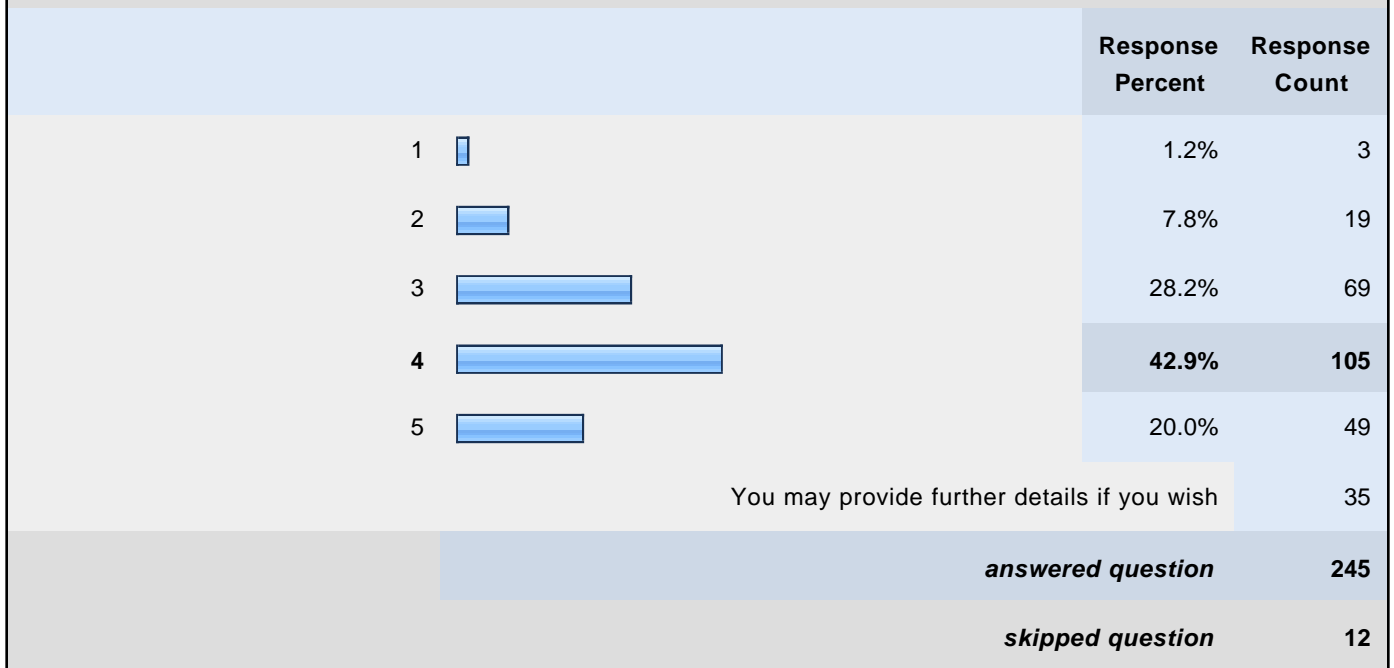
7. How important do you think the arts are in promoting sustainability? Click ONE

	Response Percent	Response Count
Extremely important 	47.8%	117
Quite important 	37.6%	92
Neither important nor unimportant 	13.9%	34
Not important 	0.8%	2
answered question		245
skipped question		12


8. On a scale of one to five (where 1 = not much and 5 = a lot), please indicate to what extent is your work informed / influenced by sustainability issues?

	Response Percent	Response Count
1 	13.8%	34
2 	17.1%	42
3 	29.3%	72
4 	25.6%	63
5 	14.2%	35
You may provide further details if you wish		51
answered question		246
skipped question		11

9. On a scale of one to five (1 = not much 5 = a lot), please indicate to what extent your personal life is informed / influenced by sustainability issues?

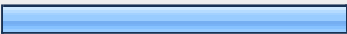






10. Would you like to learn more about the links between the arts and sustainability? Click ONE.



11. What would you be interested in learning more about? Click one or more						
	least interest	some interest	strong interest	very strong interest	Rating Average	Response Count
A basic introduction to the concept of sustainability and its principles	17.1% (36)	41.0% (86)	25.7% (54)	16.2% (34)	2.41	210
Sustainable development policy in Wales	9.1% (20)	37.7% (83)	33.6% (74)	19.5% (43)	2.64	220
Grassroots action promoting sustainability	7.1% (15)	29.7% (63)	44.3% (94)	18.9% (40)	2.75	212
Behaviour change and the cultural impacts of sustainability	3.9% (9)	20.6% (47)	43.4% (99)	32.0% (73)	3.04	228
Making your artistic practice more sustainable	7.5% (16)	22.0% (47)	39.3% (84)	31.3% (67)	2.94	214
Work by artists that explore sustainability	9.0% (20)	22.1% (49)	38.3% (85)	30.6% (68)	2.91	222
The scientific evidence for climate change	19.9% (41)	30.1% (62)	31.1% (64)	18.9% (39)	2.49	206
				Other (please specify)		14
				answered question		236
				skipped question		21

12. We are planning a series of events exploring arts and sustainability in Wales. Which of the following venues would you be most likely to attend? Click one or more.

		Response Percent	Response Count
Chapter Arts Centre, Cardiff (30th October, 2010)		56.0%	131
Theatr Clwyd, Mold (8th December, 2010)		7.3%	17
Taliesin Arts Centre, Swansea (23rd January 2011)		17.9%	42
Centre for Alternative Technology, Machynlleth (12th March, 2011)		14.1%	33
Not interested in attending		4.7%	11
answered question			234
skipped question			23




13. What sort of content / activities would you find most useful? Click ONE or more.

	least use	some use	useful	very useful	Rating Average	Response Count
Inspirational speakers	6.4% (14)	16.4% (36)	38.8% (85)	38.4% (84)	3.09	219
Open / participatory discussions	6.2% (13)	26.1% (55)	41.7% (88)	26.1% (55)	2.88	211
Panel debates	13.1% (26)	36.4% (72)	36.9% (73)	13.6% (27)	2.51	198
Creative sessions (to develop ideas / pieces of work)	7.5% (16)	23.9% (51)	33.8% (72)	34.7% (74)	2.96	213
Action planning for future joint work	7.7% (16)	27.3% (57)	33.5% (70)	31.6% (66)	2.89	209
Exhibitions / performances / films	6.9% (15)	16.6% (36)	45.2% (98)	31.3% (68)	3.01	217
Opportunities to socialise and network with other delegates and speakers	1.9% (4)	20.0% (43)	47.9% (103)	30.2% (65)	3.07	215
				Other (please specify)		14
answered question						231
skipped question						26

14. Are there any people that you would be particularly interested in hearing speak? Give names below.

	Response Count
	60
<i>answered question</i>	60
<i>skipped question</i>	197

15. If you did attend such an event, which language would you prefer to communicate in?

	Response Percent	Response Count
Welsh 	2.1%	5
English 	85.5%	201
Either 	12.3%	29
<i>answered question</i>		235
<i>skipped question</i>		22

16. Please specify how you found out about his survey?

	Response Count
	222
<i>answered question</i>	222
<i>skipped question</i>	35

17. Would you like to be added to the mailing list for these events? If yes, please provide your contact details (these will not be passed on to third parties and will only be used to contact you regarding the proposed events).

		Response Percent	Response Count
Name:	<input type="text"/>	97.9%	184
Company:	<input type="text"/>	62.2%	117
ZIP/Postal Code:	<input type="text"/>	81.9%	154
Email Address:	<input type="text"/>	98.4%	185
		<i>answered question</i>	188
		<i>skipped question</i>	69

18. Do you have any other comments you would like to make?

		Response Count
		59
		<i>answered question</i>
		59
		<i>skipped question</i>
		198